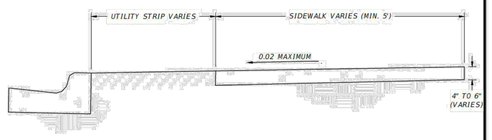

SECTION A-A

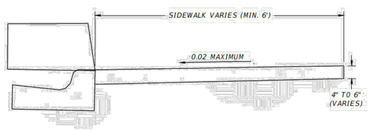

SECTION B-B

NOTES

1. CONSTRUCT SIDEWALK IN ACCORDANCE WITH FDOT STANDARD SPECIFICATION 522. USE 6" (3000 PSI) FIBER REINFORCED CONCRETE FOR SIDEWALKS AND CURB RAMPS LOCATED WITHIN CURB RETURNS.
2. 4" TO 6" (3000 PSI CONCRETE TO BE USED IN ACCORDANCE WITH FDOT STANDARD PLANS, INDEX 522-001.
3. CONSTRUCTION OF CONCRETE SIDEWALKS PER FDOT STANDARD PLANS, INDEX 522-001.

CITY ENGINEERS OFFICE 1805 NE 30TH AVE, BLDG #600 OCALA, FLORIDA 34470

CITY OF OCALA STANDARD DETAILS FOR CONSTRUCTION

TYPICAL CONCRETE SIDEWALK

SECTION TRANSPORTATION **T-16** REVISION DATE: DEC 2020

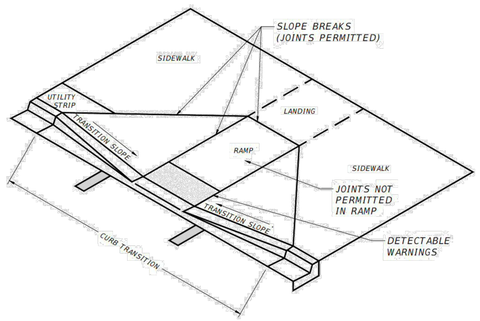

NOTES

1. PLACEMENT OF ADA DETECTABLE WARNING SURFACES TO CONFORM WITH FDOT STANDARD PLANS INDEX 522-002.
2. COLOR "BRICK RED" SHALL BE USED IN DESIGNATED HISTORIC AREAS. MATERIAL MUST MEET CRITERIA OUTLINED IN FDOT STANDARD SPECIFICATIONS, SECTION 527.

CITY ENGINEERS OFFICE 1805 NE 30TH AVE, BLDG #600 OCALA, FLORIDA 34470

CITY OF OCALA STANDARD DETAILS FOR CONSTRUCTION

BRICK-COLORED DETECTABLE WARNING SURFACE

SECTION TRANSPORTATION **T-17** REVISION DATE: DEC 2020

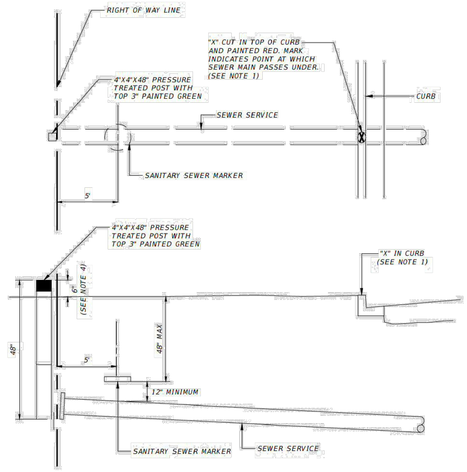

NOTES

1. WHERE NO CURB AND GUTTER EXIST, THE SEWER SERVICE SHALL BE REFERENCED BY PLACING A NAIL & DISC AND AT THE EDGE OF PAVEMENT. IN GRADED ROADS ONLY THE SEWER MARKER AND 4x4 SHALL BE REQUIRED
2. ALL SEWER MAINS SHALL BE TELEVISED ACCURATELY LOCATING WYE LOCATIONS.
3. GRAPHIC ASBUILTS SHALL ACCURATELY LOCATE ALL WYES AND SERVICES.
4. IN AREAS WHERE EXISTING DWELLINGS OR BUSINESSES ARE PRESENT TOP OF POST TO BE FLUSH WITH FINISH GRADE.

CITY ENGINEERS OFFICE 1805 NE 30TH AVE, BLDG #600 OCALA, FLORIDA 34470

CITY OF OCALA STANDARD DETAILS FOR CONSTRUCTION

SEWER SERVICE REFERENCING

SECTION SEWER **SS-12** REVISION DATE: DEC 2020

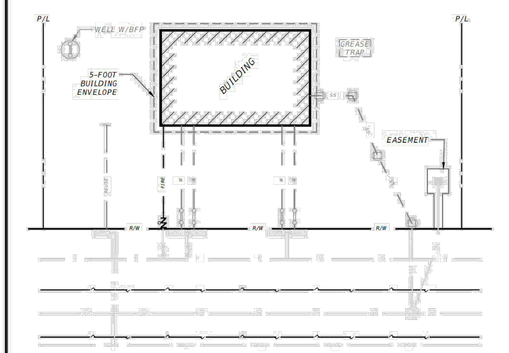

NOTES:

1. ALL BACKFLOW PREVENTERS, FIRE DEPARTMENT CONNECTIONS AND DOUBLE DETECTOR CHECK ASSEMBLIES SHALL ALL BE OWNED AND MAINTAINED BY THE DEVELOPMENT.

LEGEND

- SANITARY SEWER MANHOLE
- SANITARY LIFT STATION
- SANITARY SEWER CLEANOUT
- WATER METER
- BACKFLOW PREVENTER (BFP)
- DOUBLE DETECTOR CHECK

MAINTENANCE / INSPECTION DATA

- CITY OWNS / BUILDING DEPT. INSPECTS
- CITY OWNS / WATER RESOURCES DEPT. INSPECTS
- DEVELOPMENT OWNS / BUILDING DEPT. INSPECTS
- DEVELOPMENT OWNS / WATER RESOURCES DEPT. INSPECTS
- CITY OWNS / FIRE DEPT. INSPECTS
- DEVELOPMENT OWNS / FIRE DEPT. INSPECTS

CITY ENGINEERS OFFICE 1805 NE 30TH AVE, BLDG #600 OCALA, FLORIDA 34470

CITY OF OCALA STANDARD DETAILS FOR CONSTRUCTION

SITE OWNERSHIP AND INSPECTION

SINGLE BUILDING SITE

SECTION GENERAL **G-5** REVISION DATE: DEC 2020

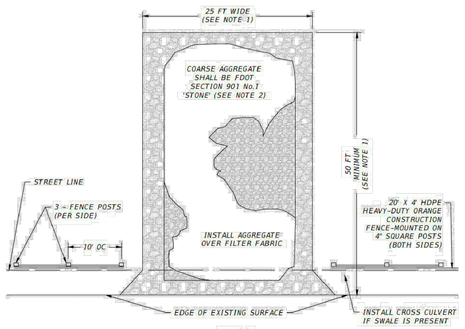

PLAN

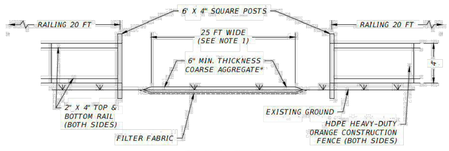

ELEVATION

NOTES:

1. CITY MAY REDUCE THIS DIMENSION IF CONDITIONS PERMIT AND IF REQUESTED BY THE CONTRACTOR.
2. CITY MAY ALLOW NO. 57 STONE, OR CLEAN, WASHED RECYCLED CONCRETE MEETING THE MINIMUM SIZE OF NO. 1 STONE AS AN ALTERNATE IF REQUESTED BY THE CONTRACTOR.

CITY ENGINEERS OFFICE 1805 NE 30TH AVE, BLDG #600 OCALA, FLORIDA 34470

CITY OF OCALA STANDARD DETAILS FOR CONSTRUCTION

TYPICAL CONSTRUCTION ENTRANCE TRACKING PAD

SECTION GENERAL **G-22** REVISION DATE: DEC 2020

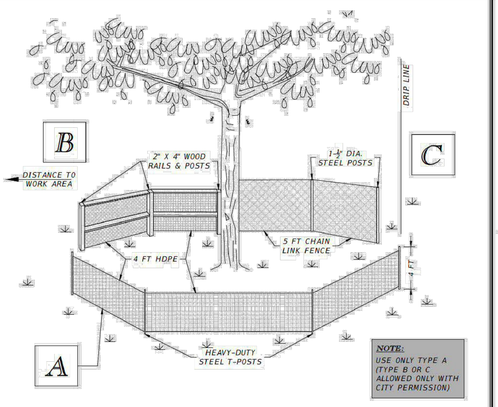

NOTE: USE ONLY TYPE A (TYPE B OR C ALLOWED ONLY WITH CITY PERMISSION)

TREE PROTECTION FENCE TYPE CHART

FENCE TYPE	FENCE FABRIC MATERIAL	SET FENCE AT:	DISTANCE TO WORK AREA	FENCE HEIGHT (MIN.)	POST TYPE	POST SPACING (MAX.)	MIDDLE & TOP RAIL
A STANDARD	HDPE HEAVY-DUTY ORANGE CONSTRUCTION BARRIER	DRIP LINE	10 FEET OR MORE	4 FEET	H-DUTY T-POST	8 FEET	16-GAUGE WIRE
B	HDPE HEAVY-DUTY ORANGE CONSTRUCTION BARRIER	90% OF DRIP LINE	5 FEET	4 FEET	2" X 4" WOOD	12 FEET	2" X 4" WOOD
C	GALVANIZED STEEL CHAIN LINK	75% OF DRIP LINE	3 FEET OR LESS	5 FEET	1-½" DIA. STEEL	12 FEET	NONE

CITY ENGINEERS OFFICE 1805 NE 30TH AVE, BLDG #600 OCALA, FLORIDA 34470

CITY OF OCALA STANDARD DETAILS FOR CONSTRUCTION

TYPICAL TREE PROTECTION

SECTION GENERAL **G-24** REVISION DATE: DEC 2020

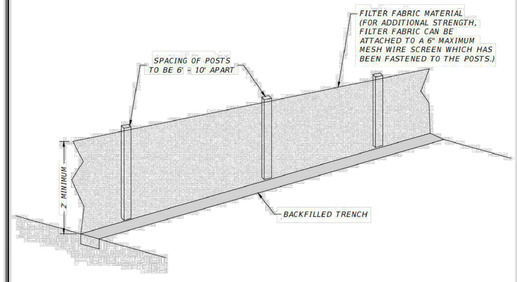

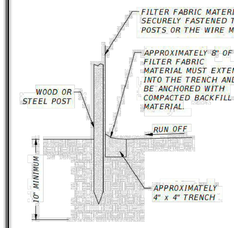

ATTACHING TWO SILT FENCES

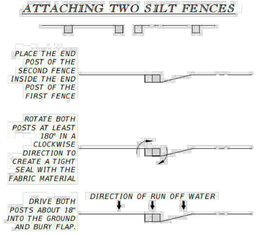

CITY ENGINEERS OFFICE 1805 NE 30TH AVE, BLDG #600 OCALA, FLORIDA 34470

CITY OF OCALA STANDARD DETAILS FOR CONSTRUCTION

TYPICAL SILT FENCE

SECTION GENERAL **G-25** REVISION DATE: DEC 2020

THOMAS ENGINEERING GROUP
CIVIL ENGINEERS · PROJECT MANAGERS · LAND PLANNING · LANDSCAPE ARCHITECTS
6300 NW 31st AVE. FT. LAUDERDALE, FL 33309 P: 954-202-7000
1502 W. FLETCHER AVE. SUITE 206 UNIT NO. 101 TAMPA, FL 33612 P: 813-379-4100
125 W INDIANTOWN RD. SUITE 206 JUPITER, FL 33458 P: 561-203-7593

THE INFORMATION, DESIGN, AND CONTENT OF THIS PLAN ARE PROPRIETARY AND SHALL NOT BE COPIED OR USED FOR ANY PURPOSE WITHOUT PRIOR WRITTEN AUTHORIZATION FROM THOMAS ENGINEERING GROUP, LLC. ONLY APPROVED, SIGNED AND SEALED PLANS SHALL BE UTILIZED FOR CONSTRUCTION PURPOSES.

REVISIONS

REV	DATE	COMMENT	BY
11	06/16/22	REV PER SJRWMD COMM. DATED 2/16/22	CTD
12	06/28/22	CHANGE BULLETIN #2	CTD
13	08/16/22	REV CONTROL STR PER ERP COMMENTS	CTB
14	09/14/22	CHANGE BULLETIN #4	CTD
15	10/18/22	CHANGE BULLETIN #5	CTD
16	11/30/22	CHANGE BULLETIN #6 (REVISED)	CTD
7	04/15/22	REV PER CITY COMM. DATED 4/14/22	CTD
8	05/02/22	ADDENDUM #1	CTD
9	05/12/22	REV PER FDOT ACCESS COMM. DATED 5/6/22	CTD
10	06/06/22	REV PER ENGINEER	CTD

811 KNOW WHAT'S BELOW ALWAYS CALL 811 BEFORE YOU DIG
It's fast. It's free. It's the law.
www.callsunshine.com

CB #6 (REVISED)
11/30/2022

PROJECT No.:	FT200034
DRAWN BY:	AAM
CHECKED BY:	EMM
DATE:	03/17/2021
SCALE:	AS NOTED
CAD I.D.:	FT200034 - OCALA UTILITY DETAILS

PROJECT:

ROOMS TO GO
S.W. COLLEGE ROAD
S.E. 27th AVE

FOR

PERIMETER DEVELOPMENT, LLC

2800 & 2832 COLLEGE ROAD
CITY OF OCALA
MARION COUNTY, FLORIDA

THOMAS ENGINEERING GROUP
1502 W. FLETCHER AVE, SUITE 101
TAMPA, FLORIDA 33612
Phone: (813) 379-4100
Fax: (813) 379-4040
www.ThomasEngineeringGroup.com

CRAIG T. BOISSEAU LICENSE No. 67551 STATE OF FLORIDA PROFESSIONAL ENGINEER

CRAIG T. BOISSEAU, P.E.
November 30, 2022
FLORIDA LICENSE No. 67551
FLORIDA BUSINESS CERT. OF AUTH. No. 27528

SHEET TITLE:
CITY OF OCALA DETAILS

SHEET NUMBER:
C-10
OF